

PRODUCT DATASHEET

DL SLIM ALU DN 205 22 W 3000 K WT

DOWNLIGHT SLIM ALU | Flat downlights with external driver and aluminum housing



AREAS OF APPLICATION

- Direct replacement for luminaires with compact fluorescent lamps
- General illumination
- Public areas
- Stairways
- Corridors
- Foyers
- Shops

PRODUCT BENEFITS

- Very slim housing
- Low installation depth
- High luminous efficacy
- Energy savings up to 60 % (compared to luminaires that use CFL lamps)
- Very homogenous light
- Functional design
- External driver for easy replacement
- 5 years guarantee

PRODUCT FEATURES

- Solid aluminum housing in white
- Small visible bezel
- Light guide made of non-yellowing PMMA for long lifetime



TECHNICAL DATA

Electrical data

Nominal wattage	22.00 W
Operating mode	Electronic control gear (ECG)
Nominal voltage	220...240 V
Power factor λ	>0.5
Mains frequency	50/60 Hz

Luminaire control gear data

Ouput current	360 mA
---------------	--------

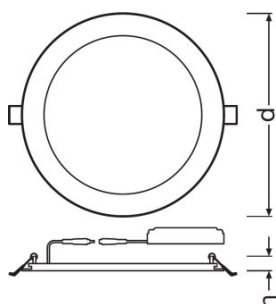
Photometrical data

Color temperature	3000 K
Luminous flux	1850 lm
Luminous efficacy	85 lm/W
Standard deviation of color matching	<6 sdc _m
Light color (designation)	Warm White
Color rendering index Ra	>80
Luminous efficacy of lamp in luminaire	85 lm/W

Light technical data

Beam angle	120 °
------------	-------

Dimensions & weight



Diameter	225.0 mm
Height	23.0 mm
Product weight	350.00 g
Mounting diameter	205.0 mm

Colors & materials

Body material	Aluminum
Housing color	White
Product color	White

Temperatures & operating conditions

Ambient temperature range	-20...40 °C
----------------------------------	-------------

Lifespan

Lifespan L70 at 25 °C	30000 h
Number of switching cycles	50000

Additional product data

Mounting type	Recessed
Mounting location	Wall / Ceiling

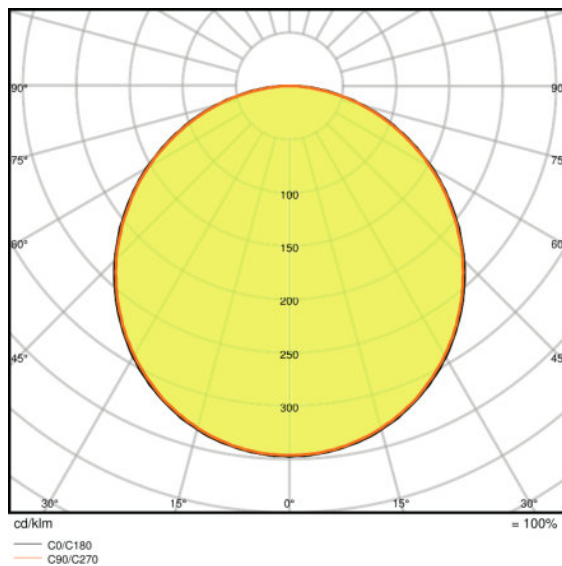
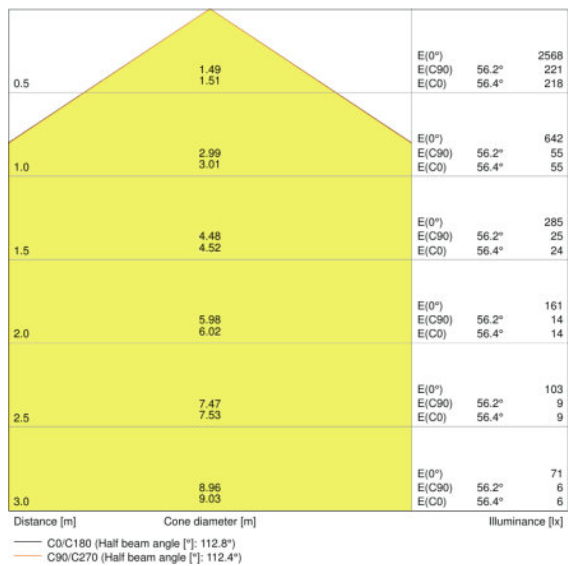
Capabilities

Dimmable	No
Type of connection	Fixed connection (terminal)
LED module replaceable	Not replaceable

Certificates & standards

Protection class IK (shock resistance)	IK03
Glow Wire Test according to IEC 695-2-1	650 °C
Photobiological safety group	RG 0
Protection class	II
Type of protection	IP20
Standards	CE/CB

Light Distribution



LDC typ cone

LDC typ polar

EQUIPMENT / ACCESSORIES

- Surface mounting frames available as accessories

LOGISTICAL DATA

Product code	Product description	Packaging unit (Pieces/Unit)	Dimensions (length x width x height)	Volume	Gross weight
4058075064003	DL SLIM ALU DN 205 22 W 3000 K WT	Shipping carton box 10	495 mm x 245 mm x 245 mm	29.71 dm ³	4766.00 g

The mentioned product code describes the smallest quantity unit which can be ordered. One shipping unit can contain one or more single products. When placing an order, for the quantity please enter single or multiples of a shipping unit.

REFERENCES / LINKS

For Guarantee see
 ▶ www.ledvance.com/guarantee

DISCLAIMER

Subject to change without notice. Errors and omission excepted. Always make sure to use the most recent release.